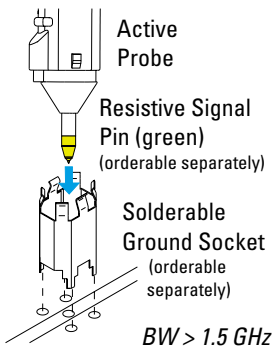


Recommended Probe Configurations

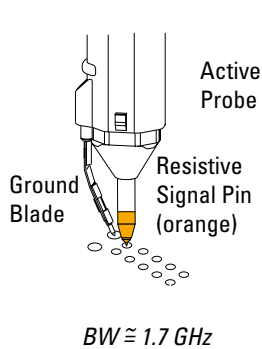
See Manual For Detailed Information

For best performance, use the following configurations. They are presented in the recommended order, left to right.

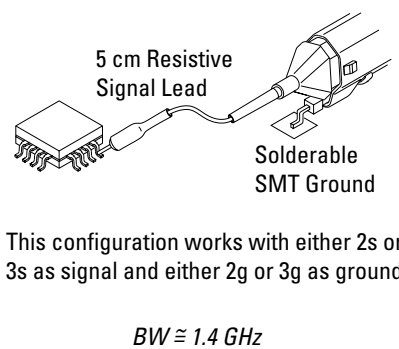
110Ω Resistive Signal Pin (green) & Solderable Ground Socket



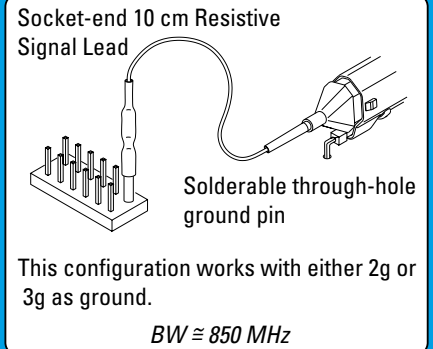
130Ω Resistive Signal Pin (orange) & Ground Blade



5 cm Resistive Signal Lead & Ground Pin



10 cm Resistive Signal Lead & Ground Pin



Accessory Kit

1s
01156-27616
(orange)

2s
01156-82106

3s
01156-82105

4s
01156-82108

1g
01156-23701

2g
1253-5054

3g
1252-7150

4g
01156-27606

5g
01156-82107

6g
01156-82103

Use with lower performance signal (3s or 4s) or ground (6g or 7g) accessories

7g
01156-82104

130Ω Resistive Signal Pin Kit (orange)

Order Kit #E2640A

01156-27616

Part Number
01156-92001

