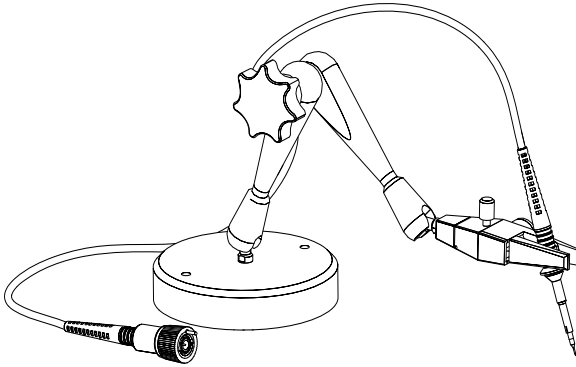


Keysight N2787A 3-D Probe Positioner



User's Guide

The Keysight N2787A 3-D Probe Positioner allows for accurate and safe positioning, enabling hands-free testing and measuring with its stepless 3-D clamping system. The universal probe holder supports most Keysight and non-Keysight oscilloscope probes.

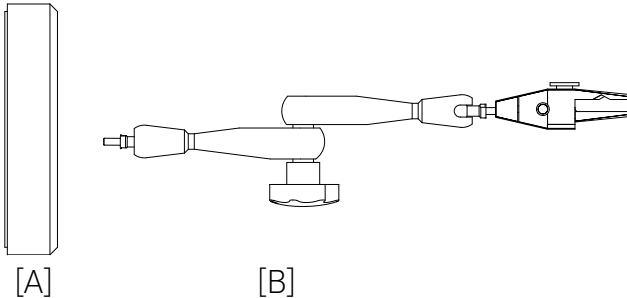
Probe Compatibility

The N2787A 3-D Probe Positioner is compatible with the following Keysight probes:

- 1168A/69A
- 1130A/31A/32A/34A
- 1156A/57A/58A
- E2675A/26A
- N5382A
- 10070C/73C/76A
- 10433B/36B/37B/39B/40B/41B/42B
- N2862A/63A
- 1144A
- 1160A/61A/62A/63A/64A/65A
- N2870A/71A/72A/73A/74A/75A/76A

Assembly

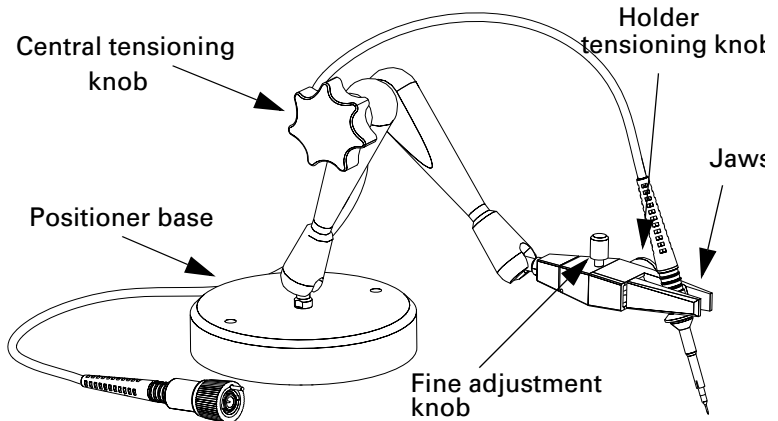
The N2787A 3-D Probe Positioner is delivered in two pieces: the base [A] and the positioner arm/probe holder [B].



Screw the positioner [B] to the base [A] and tighten it with a combination wrench (width across flats is 7mm).

Inserting a Probe

Loosen the holder tensioning knob, place your probe in between the jaws of the probe holder, and then tighten the tensioning knob until the jaws are firmly grasping the probe.



Handling

Hold the N2787A 3-D Probe Positioner and loosen the central tensioning knob (see drawing above) until the positioner arm can be moved. Bring the probe positioner into the desired orientation and fix the device by tightening the central tensioning knob. The fine adjustment knob can then be used to make small vertical adjustments to the probe holder position. **Do not release the central tensioning knob completely because the positioner will collapse in on itself and could cause damage to your measurement setup.**

Maintenance

The N2787A 3-D Probe Positioner is basically maintenance free. However, some cleaning may be necessary if the device is exposed to pollution. To clean the probe positioner, remove dust and dirt from the joints using standard commercially available cleaning agents (do not use any lye or acids). You may also need to apply a little amount of lubricant to the screws and joints.

Dimensions

Weight of Base	1200 g
Net Weight of Entire Positioner	1520 g
Positioner Arm Span	200 mm

Operating Temperature Range

The operating temperature range of N2787A is 0 °C to +50 °C.

© Keysight Technologies 2000 - 2009, 2021
Keysight Technologies

Manual Part Number: N2787-97000
November 2021
Printed in Germany

