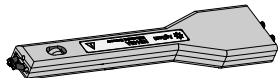


Recommended Probe Configurations *See user's guide for detailed information.*

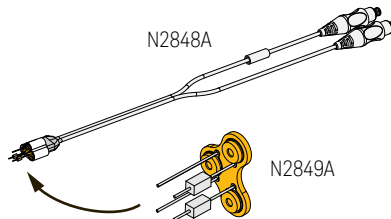
1 N5445A Differential Browser

- ◆ BW up to 30 GHz
- ◆ Replacement tips, ground blades and ground screws available.
- ◆ Best hand-held probe for differential and single-ended signals
- ◆ Spring-loaded tips and variable spacing (0.5 mm to 3.1 mm, use thumbwheel to adjust)
- ◆ Integrated LED lighting at the tip. Use button on probe to turn on and off. Hold button to ramp brightness
- ◆ Replacement Accessories (*to be purchased separately*):
 - 4 replacement tips (N5476A)
 - 4 replacement ground blades (N5445-68700)
 - 4 replacement ground screws (N5445-68701)



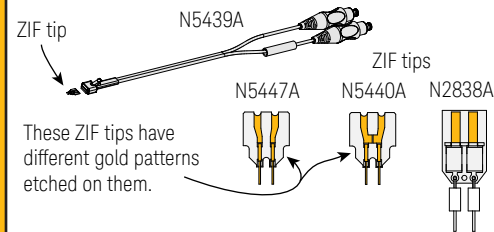
2 N2848A QuickTip Probe Head

- ◆ Differential or single-ended mode only. Use with InfiniiMax III+ amp for InfiniiMode capability
- ◆ BW up to 16 GHz.
- ◆ Easy, secure magnetic connection between head and tip.
- ◆ Accessory: 4 QuickTips (N2849A)



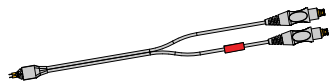
3 N5439A ZIF Probe Head

- ◆ N5447A: 28 GHz BW, high sensitivity
- ◆ N5440A: 28 GHz BW, normal sensitivity
- ◆ N2838A: 25 GHz BW, normal sensitivity
- ◆ 5 PC Board ZIF tips (N2838A)
- ◆ 5 Ceramic ZIF tips (N5440A)
- ◆ 5 Ceramic High Sensitivity ZIF tips (N5447A)
- ◆ Economical replaceable tip form factor
- ◆ Choice of 450Ω (normal sensitivity) or 200Ω ZIF tips (high sensitivity)
- ◆ Variable spacing
- ◆ N2838A replacement axial resistors: N2836-68701



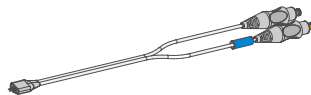
4 MX0109A Extreme Temperature Solder-in Probe Head

- ◆ Supports extreme temperature environment testing. Can withstand -55°C to +150°C temperature range.
- ◆ Can be used with the N5450B extreme temperature extension cable
- ◆ BW up to 26 GHz, variable span
- ◆ Reusable (Replaceable resistor leads: N2836-68701)
- ◆ Differential or single-ended mode. (Use this probe head with InfiniiMax III+ amp to get InfiniiMode capability.)



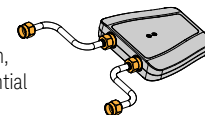
5 N2836A Solder-In Probe Head

- ◆ BW up to 26 GHz, variable span
- ◆ Economical, semi-permanent connection
- ◆ Replacement axial resistors: N2836-68701



6 N5444A 2.92 mm / 3.5 mm SMA Head

- ◆ BW up to 30 GHz
- ◆ Connect two 2.92 mm, 3.5 mm, SMA cables to make a differential measurement on a single oscilloscope channel.
- ◆ Accessory: N5448A 2.92 mm flexible cables (25 cm) to extend the cable length.




CAUTION. Risk of Damage Due to Electrostatic Discharge (ESD)


- ◆ This probe is a high-performance device that is sensitive to ESD. ESD can quickly and imperceptibly damage or destroy high-performance probes, resulting in costly repairs. Always work at a static-safe workstation and wear a wrist strap when handling probe components. Refer to the Handling Guide and User's Guide.
- ◆ Always follow these four steps in the given order when connecting the probe to the oscilloscope:

1 If the DUT is not grounded to the oscilloscope via the AC mains ground, connect the Device Under Test (DUT) ground to the oscilloscope ground. An example of a floating ground is a battery powered DUT.


2 Attach the probe head to the DUT. The probe amplifier must not be connected to the oscilloscope or the probe head!



3 Connect the probe amplifier to the oscilloscope while hand tightening the clutch ring.

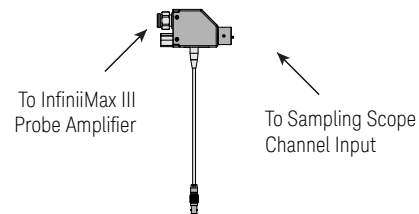


4 Connect the probe head to the probe amplifier. When probing, you can move the probing site without breaking the head-to-amplifier connection. EXCEPTION: break the connection before moving an N2836A or MX0109A solder-in probe head.



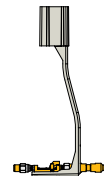
N5477A Sampling Scope Adapter

For connecting the InfiniiMax III probing system to the Infiniium 86100D DCA-X sampling oscilloscope or other RF instruments.



N5443A PV/Deskew Fixture

Required to calibrate, deskew, and verify the performance of the InfiniiMax III probe. Properly positions the probe for performance verification testing.



Tips!

- ◆ Each probe amplifier is pre-loaded with its specific measured S-parameters. The scope downloads these parameters and automatically corrects the response of the unique probe system.
- ◆ InfiniiMax I and II probe heads are incompatible with InfiniiMax III amplifiers and vice versa.
- ◆ Keysight recommends you use the N2787A 3D probe positioner with the N5445A browser probe head. This will help keep the browser tips from breaking and will ensure that the browser maintains a solid contact.
- ◆ For more information, visit the Probe Resource Center at www.keysight.com/find-/PRC

Additional Accessories

- ◆ Strain relief putty (N5439-65201)
- ◆ Performance verification / deskew fixture (N5443A)
- ◆ N2787A 3D probe positioner for holding the browser or probe amplifier.

N2800-92004 November 2020

